

Berker Integro Design Classic

The classic in the Berker Integro family. Timeless design elements, such as rounded corners and smooth or structured surfaces, perfectly combined with modern design parameters such as flat surface geometry and a discrete radius on the corners. Thus the Design Classic installations advance to real eye-catchers.


The granite-black, silk-matt lacquered design guarantees a special operating experience. An innovative refined surface lacquer offers exceptional haptics for the connoisseur.



03

Page

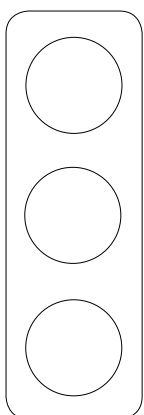
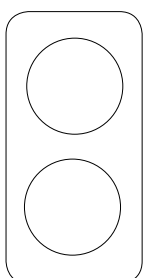

Frames	88
Surface-mounted housing	91

 Marked items are suitable for splash-protected IP44 installation when used in conjunction with the corresponding sealing set.

Product examples

Berker Integro

Design Classic



Dimensions

Frame 1-3gang (W x H)

1-gang: 59.5 x 59.5 mm

2-gang: 59.5 x 119 mm

3-gang: 59.5 x 178.5 mm



Frames/Covers/ Central inserts

Plastic, glossy

Grey	similar to RAL 7038
Polar white	similar to RAL 9010
Red	similar to RAL 3003
Green	similar to RAL 6032
Orange	similar to RAL 2008

Plastic, lacquered, silk matt

Granite black	similar to RAL 7026
---------------	---------------------

plastic, galvanised


Chrome glossy	similar to RAL 9023
Chrome matt	similar to RAL 9006
Gold glossy	

Plastic, matt

Brown	similar to RAL 8017
Black	similar to RAL 9011



Frames



Frame 1 gang

▶ 214

Design	Order no.	PU
brown matt	8 1827 01	200
grey glossy	8 1827 07	200
polar white glossy	8 1827 09	200
black matt	8 1827 05	200
brown matt	9 1827 01	10
grey glossy	9 1827 07	10
polar white glossy	9 1827 09	10
black matt	9 1827 05	10
granite black, silk matt, lacquered	9 1827 45	10
chrome glossy, galvanised	9 1827 18	10
chrome matt, galvanised	9 1827 28	10
gold glossy, galvanised	9 1827 38	10
stainless steel matt lacquered	9 1827 04	10
red glossy	9 1827 86	10
green glossy	9 1827 87	10
orange glossy	9 1827 88	10



Frame, screw mounting

▶ 214

Design	Order no.	PU
black matt	9 1827 10	10



Frame 2 gang

▶ 214

Design	Order no.	PU
– for vertical and horizontal mounting		
brown matt	8 1826 11	100
grey glossy	8 1826 07	100
black matt	8 1826 15	100
brown matt	9 1826 11	2
grey glossy	9 1826 07	2
polar white glossy	9 1826 19	2
black matt	9 1826 15	2
granite black, silk matt, lacquered	9 1826 45	2
chrome glossy, galvanised	9 1826 18	2
chrome matt, galvanised	9 1826 28	2
stainless steel matt, lacquered	9 1826 14	2
gold glossy, galvanised	9 1826 38	2



Frame 3 gang

▶ 214

Design	Order no.	PU
– for vertical and horizontal mounting		
brown matt	9 1819 11	2
grey glossy	9 1819 07	2
polar white glossy	9 1819 19	2
black matt	9 1819 15	2
granite black, silk matt, lacquered	9 1819 45	2

Frames with hinged cover



Frame with hinged cover

▶ 214

- without sealing
- for covering of socket outlets

Design	Order no.	PU
brown matt	8 1828 01	200
grey glossy	8 1828 07	200
polar white glossy	8 1828 09	200
black matt	8 1828 05	200
brown matt	9 1828 01	10
grey glossy	9 1828 07	10
polar white glossy	9 1828 09	10
black matt	9 1828 05	10
granite black, silk matt, lacquered	9 1828 45	10
chrome glossy, galvanised	9 1828 18	10
chrome matt, galvanised	9 1828 28	10

IP44 applications



Marked items are only suitable for splash-protected IP44 flush-mounted installation when used in conjunction with the corresponding sealing accessories and Berker Integro module insert.



Frame with imprint "IP44"

▶ 214

Not suitable for switches/push-buttons with split rocker.

- without sealing
- for water-proof covering of rocker switches/rocker push-buttons

Suitable for	Order no.	Page
Rocker switch		from p. 54
Rocker push-button		from p. 58
Sealing for IP44 applications		from p. 90

Design	Order no.	PU
brown matt	9 1827 91	10
grey glossy	9 1827 97	10
polar white glossy	9 1827 99	10
black matt	9 1827 95	10



Frame with hinged cover and imprint "IP44"

▶ 214

- without sealing
- for waterproof covering of socket outlets

Suitable for	Order no.	Page
SCHUKO socket outlets		from p. 22
SCHUKO socket outlets with "SNAP IN"		from p. 29
Socket outlets with earthing pin		from p. 41
Sealing for IP44 applications		from p. 90
Sealing IP44 for socket outlets with insulation-piercing terminals		from p. 91

Design	Order no.	PU
grey glossy	8 1828 97	200
polar white glossy	8 1828 99	200
black matt	8 1828 95	200
brown matt	9 1828 91	10
grey glossy	9 1828 97	10
polar white glossy	9 1828 99	10
black matt	9 1828 95	10
red glossy	9 1828 86	10
green glossy	9 1828 90	10
orange glossy	9 1828 94	10




Frame with hinged cover and imprint "IP44", screw-on

- without sealing
- for waterproof covering of socket outlets

Suitable for	Order no.	Page
SCHUKO socket outlets		from p. 22
Socket outlets with earthing pin		from p. 41
Sealing for IP 44 applications		from p. 90

Design	Order no.	PU
black matt	8 1828 75	200
brown matt	9 1828 71	10
grey glossy	9 1828 77	10
polar white glossy	9 1828 79	10
black matt	9 1828 75	10



Sealing for IP44 applications

Material thickness 2.5 mm
Cut-out Ø 46.5 mm

New sealing material:
Cellular rubber, closed cell (EPDM-S), permanently elastic whilst also higher strength. For optimum sealing effect and improved material behaviour during installation.

Caution!

Not suitable for socket outlets with insulation-piercing terminals.

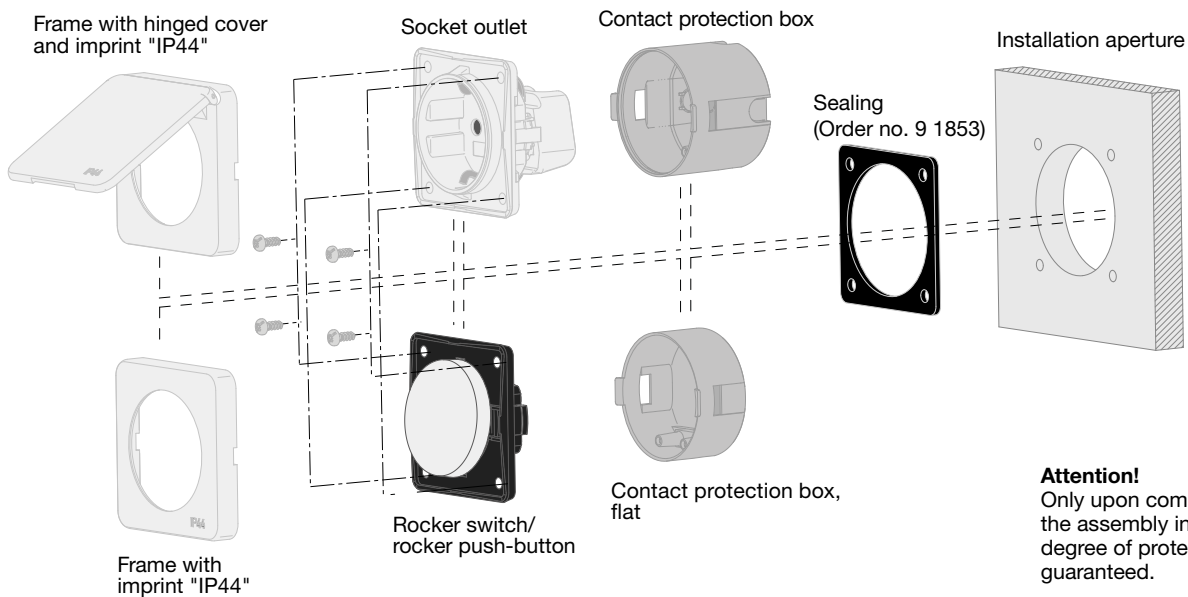
Not suitable for switches/push-buttons with split rocker.

- for SCHUKO socket outlets and socket outlets with earthing pin (frame with hinged cover "IP 44" and contact protection box required!)
- for rocker switch/rocker push-button (frame IP 44 and contact protection box required!)


Suitable for	Order no.	Page
SCHUKO socket outlets with plug-in terminals		from p. 22
SCHUKO socket outlets with screw terminals		from p. 23
Socket outlets with earthing pin and screw terminals		from p. 41
Rocker switch		from p. 54
Rocker push-button		from p. 58
Frame with imprint "IP44"		from p. 89
Frame with hinged cover and imprint "IP44"		from p. 89

Design	Order no.	PU
black	8 1853	200
black	9 1853	10

Assembly instructions of IP44 covers



Attention!
Only upon compliance with the assembly instructions the degree of protection IP44 is guaranteed.



Sealing IP44 for socket outlets with insulation-piercing terminals

Material thickness 2.5 mm
Cut-out Ø 41 mm

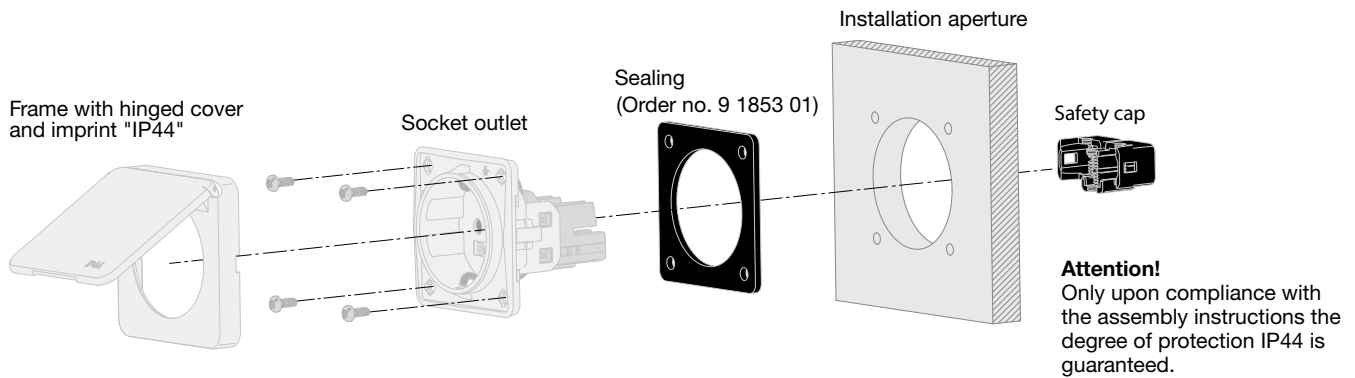
Sealing material:
Cellular rubber, closed cell (EPDM-S), permanently elastic whilst also higher strength. For optimum sealing effect and improved material behaviour during installation.

- for SCHUKO socket outlets with insulation-piercing terminals (frame with hinged cover "IP44" required!)
- for socket outlets with earthing pin and insulation-piercing terminals (frame with hinged cover "IP44" required!)

Suitable for	Order no.	Page
SCHUKO socket outlets with insulation-piercing terminals		from p. 24
Socket outlets with earthing pin and insulation-piercing terminals		from p. 42
Frame with hinged cover and imprint "IP44"		from p. 89
Design	Order no.	PU
black	★ 8 1853 01	200
black	★ 9 1853 01	10

Assembly instructions for IP44 socket outlets with insulation-piercing terminals

Not suitable for contact protection boxes!



Berker Integro
Design Classic

Surface-mounted housing



Surface-mounted housing high

Dimensions (W x H x D) 59.5 x 59.5 x 41 mm

- with cable entry
- for mounting on combustible base surface
- to built-on installation of devices

Suitable for	Order no.	Page
Wire and duct entry	1813 ..	66
Design	Order no.	PU

without strain relief

brown glossy	9 1151 01	10
grey glossy	9 1151 07	10
polar white glossy	9 1151 09	10
black glossy	9 1151 05	10



Surface-mounted housing flat

▶ 214

Design	Order no.	PU
Dimensions (W x H x D)	59.5 x 59.5 x 16 mm	
		– for mounting on combustible base surface – to built-on installation of switches and push-buttons
without strain relief		
brown glossy	9 1152 21	10
grey glossy	9 1152 27	10
polar white glossy	9 1152 29	10
black glossy	9 1152 25	10
with 1 strain relief		
polar white glossy	8 1152 59	200
polar white glossy	9 1152 59	10
black glossy	9 1152 55	10
with 2 strain reliefs		
polar white glossy	9 1152 69	10
black glossy	9 1152 65	10



Surface-mounted spacer ring

▶ 214

Design	Order no.	PU
Dimensions (W x H x D)	59.5 x 59.5 x 10 mm	
		– for the reduction of the installation depth of the devices and surf.-mount. of switches and push-b.
brown matt	9 1825 11	10
grey matt	9 1825 06	10
polar white matt	9 1825 12	10
black matt	9 1825 15	10

